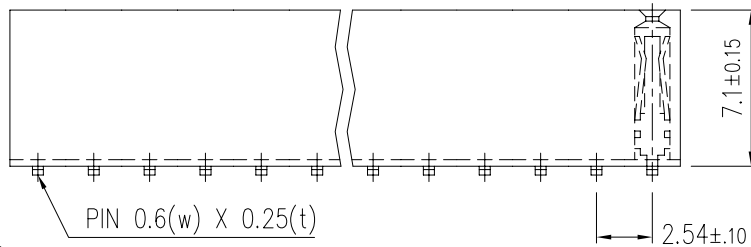
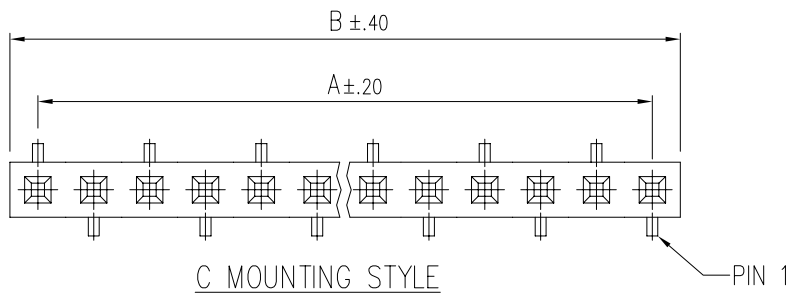
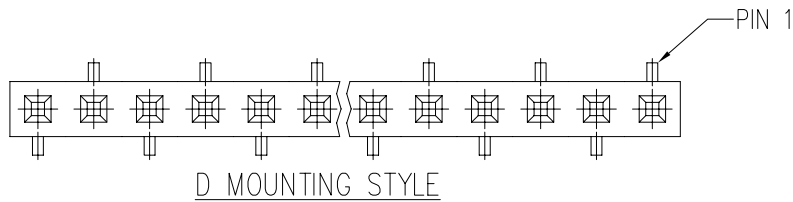
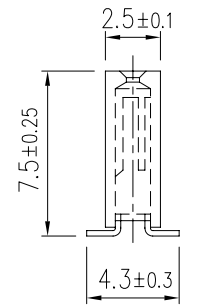
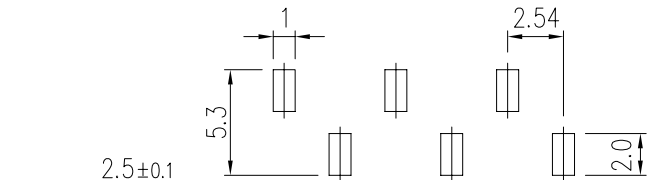


No. of Positions	DIMENSIONS	
	A	B
2	2.54	5.28
3	5.08	7.82
4	7.62	10.36
5	10.16	12.90
6	12.70	15.44
7	15.24	17.98
8	17.78	20.52
9	20.32	23.06
10	22.86	25.60
11	25.40	28.14
12	27.94	30.68
13	30.48	33.22
14	33.02	35.76
15	35.56	38.30
16	38.10	40.84
17	40.64	43.38
18	43.18	45.92
19	45.72	48.46
20	48.26	51.00
21	50.80	53.54
22	53.34	56.08
23	55.88	58.62
24	58.42	61.16
25	60.96	63.70
26	63.50	66.24
27	66.04	68.78
28	68.58	71.32
29	71.12	73.86
30	73.66	76.40
31	76.20	78.94
32	78.74	81.48
33	81.28	84.02
34	83.82	86.56
35	86.36	89.10
36	88.90	91.64
37	91.44	94.18
38	93.98	96.72
39	96.52	99.26
40	99.06	101.80



PART NUMBER CODING
NPxCxx1KFx-RC

- MOUNTING STYLES
C - SMT, SINGLE ROW, PIN 1 LEFT
D - SMT, SINGLE ROW, PIN 1 RIGHT
- NUMBER OF POSITIONS
(2 - 40)
- PLATING
P - GOLD FLASH OVERALL
T - TIN OVERALL



ROHS COMPLIANT

SPECIFICATIONS

CURRENT RATING : 3 AMPS
 INSULATOR RESISTANCE : 5000 MEGOHMS MIN.
 CONTACT RESISTANCE : 20 MILLIOHMS MAX.
 DIELECTRIC WITHSTANDING : AC 500V
 MAX PROCESSING TEMP : 230°C FOR 30 - 60 SECONDS
 (260°C FOR 10 SECONDS)
 OPERATING TEMPERATURE : -40°C TO +125°C
 CONTACT MATERIAL : PHOSPHOR BRONZE.
 INSULATOR MATERIAL : NYLON 6T, UL 94V-0
 CONTACT PLATING: SEE PART NUMBER CODING

SCALE	NTS	DRAW	TT	Sullins Electronics San Marcos, CA Tel: 760 744-0125 www.SullinsElectronics.com
UNIT	MM	CHECK	MNH	
TOLERANCE		DATE	4/16/2005	NAME: FEMALE HEADER, 2.54mm SPACING 7.1mm INSULATOR, SINGLE ROW, SMT
.0±0.35 .00±0.2 ANG=±5°		PROJECTION		PART NO NPxCxx1KFx-RC
				DRAW NO 10487

REV.	ECO	DESCRIPTION	DATE	BY
A	647	INITIAL RELEASE	6/14/2005	TT
B	707	UPDATED DIMENSIONS	8/18/2005	TT
C	767	ADDED .20mm TO B DIMS	10/13/2005	TT